



RefectoCil[®]
Academy

GW COSMETICS[®]

BLONDE BROW
by RefectoCil[®]

How to use – Step by step guidelines

BLONDE STYLES



Blonde Brow - areas of application

When is RefectoCil Blonde Brow used?

1. To lighten untreated eyebrows.
2. To lighten before a tint. Creates a light base shade. The perfect preparation for the following tint. This way lighter colour effects are possible.
3. To be able to tint grey, white or bristly eyebrows.

RefectoCil Blonde Brow is **ONLY** intended for eyebrows – **NOT FOR EYELASHES** – and should not be mixed with other colours.



1 PREPARE



Clean the brows using **RefectoCil Micellar Eye Make-Up Remover**.



Mix **2 cm of RefectoCil Blonde Brow** with **20-25 drops of Oxidant Cream 3%**.

Info: **Only use Oxidant Cream 3%. Mixing with Oxidant Liquid 3% does not result in a homogeneous paste.**



Use the RefectoCil brush and **blend it into a creamy paste**

2 LIGHTEN



Apply the bleaching paste on the eyebrows with the RefectoCil brush in hair growth direction.

For **optimal results** also brush the paste against the hair growth direction and cover the brows from all sides.



Using the rubber spouli brush the paste into the **eyebrows from bottom to top**.



The eyebrows **must be fully covered** with the paste. They should look like „clouds“.

3 CLEAN/TINT



Depending on the desired result, allow the paste to work under temporary observation.

- 5 minutes = one shade lighter**
- 12 minutes = two shades lighter**
- 20 minutes = three shades lighter**



Remove the paste with a damp cotton pad. **Then clean the area with RefectoCil Micellar Eye Make-up Remover** to ensure that the paste has been completely removed.

Brush the eyebrows with the RefectoCil brush.



If eyebrows are being tinted after lightening, pay attention to the **shortened exposure time (1/3)** after using **Blonde Brow** – we recommend observing the process permanently.

4 CARE



If the eyebrows have **only been bleached**, apply the nourishing **RefectoCil Care Balm** to the eyebrows as intensive care.



If the eyebrows have **been tinted after bleaching**, apply **RefectoCil Styling Gel** to the eyebrows for care and colour protection.

Recommend your client **RefectoCil Care Balm** as intensive care for home use.

Do not apply Care Balm in the first 24 hours after tinting. The oily formula could weaken the colour result.



The result!

BEFORE AND AFTER EFFECTS

BLEACHING ONLY



BLEACHING + TINTING



BLEACHING + TINTING FOR BRISTLE BROWS




THE RESULTS


1. PREPARE




2. LIGHTEN



3. CLEAN/TINT



4. CARE



Bleached only – use Care Balm

Bleached and tinted – use Styling Gel

Tinting after bleaching – application time reduced to 1/3

FAQ's

BLONDE BROW FAQ'S

Why should I lighten brows?

With Blonde Brow you can not only achieve naturally blonde brows but it also enables tinting dark brows in light hues. Besides it also helps with tinting grey or bristle eyebrows.

Can I mix Blonde Brow with both RefectoCil Oxidant Cream 3% and Oxidant Liquid 3%?

RefectoCil Blonde Brow can ONLY be mixed with RefectoCil Oxidant Cream. This is the only way to create a homogeneous and creamy paste that can be easily applied to the eyebrows.

The paste is crumbly and doesn't get creamy. What can I do? Add a few more drops of Oxidant Creme 3%.

How can I achieve evenly bleached brows?

To achieve an even result, the brows have to be completely covered with the paste from root to tip. There shouldn't be any hair left visible.

Tip: Apply Blonde Brow also against the direction of hair growth to make sure each hair is covered.

My client's natural eyebrow colour is black. She'd like to have them lightened. Is this possible?

Yes. First bleach the hair with Blonde Brow and then tint with the desired RefectoCil colour.

Can I bleach eyebrows that have already been coloured?

Only untreated hair should be bleached, as bleaching after colouring can lead to undesirable colour results.

Are RefectoCil Blonde Brow and the Oxidant Cream & Liquid vegan? Yes, the products are vegan, they do not contain any raw materials of animal origin.

Are RefectoCil products tested on animals?

We do not test the products on animals, neither is any testing on animals done on our behalf. This is in accordance with the EU Cosmetics Regulation. We don't allow anybody to conduct animal tests with our products/brands.

After bleaching a light reddishness has developed. What can I do?

Tint with a mix of RefectoCil No. 3.1 light brown and No. 1.1 graphite (ratio 1:1). Apply to the brows and leave on for 1-3 minutes. If you leave the paste on longer, the brows can get too dark fast because after bleaching the hair absorbs the tint quicker than usual.

Why should I use Blonde Brow and not conventional bleaching products for the brows?

Blonde Brow has been designed especially for the sensitive eye-area and can therefore be used without concern on the brows. It causes less reddishness than conventional bleaching products and provides natural results.

Does Blonde Brow make gray/bristly hairs more receptive to colour? Blonde Brow has two effects besides lightening the hair. It opens the hair structure, makes it more receptive and it leaves oxidant residues in the hair.

Tinting with oxidative colours after bleaching:

If you tint with oxidative color after bleaching, the tint is going to be intensified by the open hair structure and also by the oxidizing agent residues in the hair.

Tinting with Intense Brow[n]s after bleaching:

If you tint with Intense Browns/silver nitrate colors after bleaching, the Primer & Color Gel will benefit from the open hair but are at the same time weakened by the leftovers of the oxidizing agent in the hair, as these chemical processes work against each other. Therefore, the hair and skin must be cleaned very well with Lash & Brow Foam and Micellar Make up Remover and then dried so that the oxidation residues do not have a negative impact on the Primer and Color Gel. Ideally, you should wait 24 hours after bleaching before coloring with Intense Browns.

Where are the RefectoCil products manufactured?

The products are produced in Austria.



RefectoCil®
Academy

GW COSMETICS®

We are always happy to support you!

If you have any questions, please contact the RefectoCil® sales team.